



Global Protection Cluster



© UNHCR

FACILITATORS GUIDE

VIRTUAL SESSION 2 – HUMAN RIGHTS ANALYSIS











© UNHCR/Vincent Tremeau

SESSION OVERVIEW






Share case study with participants before the session to reflect on the exercise prior to the session.

Section	Content	Timing (approximate)
Introduction 	<ul style="list-style-type: none"> Introduction of facilitators Ground rules for the session Topics covered in this session 	5 minutes
What we analyse 	<ul style="list-style-type: none"> The concept of frame of analysis 	5 minutes
Human rights analysis 	<ul style="list-style-type: none"> It is part of the human rights engagement process HR analysis as part of the Protection Analytical Framework (PAF) Objectives of human rights analysis What we analyze What human rights analysis can tell us How we can use human rights analysis 	10 minutes
PAF and Human rights analysis	<ul style="list-style-type: none"> Looking at the PAF and how it is structured and why 	25 minutes
Group exercise 	<ul style="list-style-type: none"> Conducting human rights analysis using PAF 	40 minutes
Next step 	<ul style="list-style-type: none"> The next session focuses on mapping of human rights stakeholders 	2 minutes
Closing		2 minutes
Total time 		90 minutes










NOTES FOR FACILITATOR





Slide	Notes for facilitator
Slide 1: Cover slide	Welcome participants as they join the session.
Slide 2: Ground rules 	<p>Briefly mention the ground rules of the session- participants are already familiar with them.</p> <p>Stress that this is a learning session where participants are expected to be actively engaging in the exercises. Keep the cameras on to maximize the learning experience.</p>
Slide 3: What this session is about 	<p>Outline the key topics to be discussed during the session:</p> <ul style="list-style-type: none"> ○ Discuss elements to include in a human rights analysis ○ How to use the Protection Analysis Framework (PAF) for human rights analysis and what's the difference between the two ○ Conduct a simple example of a human rights analysis based on the PAF
Slide 4: Human Rights analysis 	<p>Objectives of human rights analysis:</p> <ul style="list-style-type: none"> ○ Understanding of power structures, context and causes of human rights violations; ○ Understanding of the ways in which laws and policies are adopted and implemented; ○ Framework to identify the actors bearing responsibilities; ○ Understanding of how persons of concern are affected; ○ Assessment of a State's capacity or willingness to redress the human rights violations. <p>Example: the case of discrimination against persons of concern with disabilities</p> <ul style="list-style-type: none"> ○ Understand the causes of the different forms of exclusion and discrimination against persons with disabilities ○ Understand cultural perceptions of disability (in the host country, in the host community, among the community of persons of concern) ○ Understand how persons with disability are treated depending also on their age, gender and diversity considerations ○ Understand how disability is defined and addressed in the legal and policy framework of the host country. <p>What we analyse as part of a human rights analysis</p> <ul style="list-style-type: none"> ○ Protection concerns from the perspective of human rights normative standards at stake; ○ Risk for certain human rights violations to occur; ○ specific persons at risk according to the context, the protection environment and taking into account age, gender and diversity considerations ○ The impact of human rights violations on persons of concern; ○ Actors involved in the situation at stake



Slide	Notes for facilitator
	<p>What can the human rights analysis tell us:</p> <ul style="list-style-type: none"> ○ Who the victims are and what protection risks exists ○ Describe the protection concern based on evidence ○ Who is responsible <ul style="list-style-type: none"> ○ Actions that cause human rights violations ○ Omissions or failures to act that cause human rights violations ○ Are there particular factors causing certain actions or failures to act ○ Understand the behavior of rights holders and of duty-bearers ○ Understand the behavior of non-state actors ○ Using the human rights framework of obligations (respect-protect-fulfil) can tell us about the different levels where human rights violations occur and which may require different types of remedies or interventions ○ What measures are necessary to remedy the violations <p>How can we use the human rights analysis</p> <ul style="list-style-type: none"> ○ In describing the situation of respect of human rights of persons of concern in submissions to the human rights mechanisms; ○ In engagement with stakeholders ○ In communications ○ In recommendations submitted to human rights mechanisms ○ In dialogue with State authorities to support implementation of the recommendations from the human rights mechanisms.
<p>Slide 5: Severity ranking</p> 	<p>Explain the importance of doing a severity analysis and the different stages of it from 1 to 5 and the different definitions as per the slide. (to be delivered by IM/analysis team).</p>
<p>Slide 6: What is Protection Severity Ranking?</p> 	<p>Highlight the following: Protection Cluster use the severity scale as a measuring tool to identify and prioritize the geographical areas most affected by the crisis.</p>
<p>Slide 7: AOR severity scales</p> 	<p>Explain that AoR <i>specific</i> Severity Scales can have either the same or lower scoring but not higher than the <i>overarching</i> Severity Scale scoring. Explain that there are 5 levels of severity for AORs: minimal, stress, severe, critical and catastrophic.</p>
<p>Slide 8: Protection Analysis Tools: Protection Analysis Framework</p> 	<p>Cover a bit of the background on how and why the tool was developed reflecting and echoing the feedback from the field.</p> <ul style="list-style-type: none"> ○ The PAF was initiated to contribute to collective efforts of improving and streamlining protection analysis. ○ With the full support of the Information and Analysis Working Group of the Global Protection Cluster, the PAF was the results of a 2 years consultative process involving field colleagues and staff. What we heard from the field: <ul style="list-style-type: none"> ○ We need a shared understanding of protection risks. ○ We just need help in making the analysis we already do more structured

Slide	Notes for facilitator
Slide 9: Goals for Protection Analysis 	<p>The PAF helps anyone undertaking protection analysis to answer the following questions:</p> <ul style="list-style-type: none"> ○ What information is needed to undertake a protection analysis? ○ How should data and information be organized and structured to support an in-depth and integrated analysis? <p>It is a tool that helps in making a protection analysis that is:</p> <ul style="list-style-type: none"> ○ Representative and collaborative ○ Uses common terminology that is accessible to all ○ Continuous and iterative, to help navigating complex contexts ○ Action oriented, and adapt to the day-to-day reality while being measurable
Slide 10: PAF structure and logic 	<ul style="list-style-type: none"> ○ The PAF includes several resources and tools dedicated to support its adaptation and contextualization. The PAF adapts to the context, not the other way around. ○ Think of it first as a guide for joint reflection, that is common and context-based, and thus helps communicate across actors. <ul style="list-style-type: none"> ○ The reflection starts by identifying the most severe threats (harmful actions), which may represent rights violations. ○ Identify the main effect of each of those threats on the different groups of population. A threat may have different impacts per geographic locations and population groups ○ Map the specific capacities to address each of those threats ○ Using the context data and information at each stage, the overall process has the objective of understand what protection risks (and the associated rights violations) are most impacting the population. ○ To support the reflection process the PAF provides a framework to organize data and information <ul style="list-style-type: none"> ○ The pillars, sub-pillars and categories help in having a common language. Provide a brief overview of pillars and sub-pillars
Slide 11: Putting the PAF into practice 	<p>Use the example of lack of civil documentation as a concern to apply the PAF. This is an example to demonstrate how we can use the PAF to analyse a certain risk. The same process will be applied to the case study in the upcoming group work.</p> <p>The example builds on a real-case practical use of the PAF. A collaborative joint exercise with multiple actors in a country had been carried out to understand better a problem that is well known in the country.</p> <ul style="list-style-type: none"> ○ Using the PAF categories and guided by the analytical questions, the group start looking of <i>What did they know already</i>. ○ For example, they realized and agreed that they had very clear information on location and exposure of the population as well as key consequences from the legal and material perspective (*use the slide to navigate more examples) ○ At the same time they as well realized that more understanding was needed on certain areas, to enact better response strategy, including human rights engagement. ○ For example, the actual accountability of the perpetrators was not enough informed, as well as for instance how the population was moving among areas. (*use the slide to navigate more examples). <p>A similar process can guide the case study, by using the guiding questions and organize the conversation of the participants using the PAF sub-pillars and categories to organize the conclusions of the group work.</p>

Slide	Notes for facilitator
<p>Slide 12: Discussion of the case study</p> 	<p>The exercise asks participants to answer one of the four questions as follows:</p> <ul style="list-style-type: none"> ○ What protection risks and human rights are at stake? What human rights violations can you identify and describe? ○ What human rights norms or instruments could you use to address some of the protection concerns described in the case study? ○ What recommendations would you suggest for the Government to remedy those human rights violations? ○ What are the root causes? ○ Who are the perpetrators? ○ What is the role of duty bearers? ○ What capacity exists within the community? ○ Can you connect the identified protection risk with the relevant rights violations? <p>Begin the discussion.</p> <p>Pay attention that the comments to cover the following aspects:</p> <ul style="list-style-type: none"> ○ The participants qualified some of the protection concerns as human rights violations using the human rights instruments ○ The participants identified the right-holders and duty-bearers. ○ The participants used the age, gender and diversity and LNOB approach and related protection risks to discuss human rights violations that may be affecting particular groups; ○ The participants formulated recommendations which reflect possible remedies to the identified human rights violations. <p>As a conclusion of this exercise, show that the human rights analysis needs to be adapted to the context in the country and the situation of right-holders and duty-bearers. These contexts may be evolving and colleagues may have worked in operations with fast evolving security situations or changes in Governments' position with respect to the protection of IDPs. All these aspects need to be reflected in the human rights analysis. For this reason, human rights analysis is not a static tool. It needs to be updated, revised or adjusted to take into account changes in context as well as to inform the various steps in the human rights engagement process. This reminds us again that, more broadly, the human rights engagement process itself is not a linear process and you may need to tailor it as you go along. PAF documents have more details and cover all these points.</p>
<p>Slide 13: Key messages</p> 	<p>Outline the key messages from this session.</p> <ul style="list-style-type: none"> ○ It is important to pay attention to the frame used for the analysis of protection risks. ○ Human rights analysis is an integral part of engagement with human rights mechanisms. ○ A comprehensive human rights analysis requires input collected directly from IDPs on their enjoyment of human rights as well as from other actors. ○ States have the primary responsibility to realize human rights and address human rights violations.





Global Protection Cluster